

"It's impressive just how quickly a personal dream room can become perfect reality." A cupboard that is in effect half a cabinet and half a highboard. An individually configurable living room wall arrangement with sliding cabinet door thanks to our flexible side-panel system. A bookshelf with wooden fittings. Low- and sideboards with or without legs. If your furniture needs to be capable of making your own slightly different ideas possible and you place great value on a casual look, now! time is exactly the right range for you. Many different surface versions in high-gloss lacquer, lacquer and wood are exciting to combine easily and clearly – and often in such a surprising way that we sometimes wonder why we didn't think of that ourselves.

## Planning notes

### Lists of versions

#### Carcase and cover shelf versions

White lacquer  
Natural oak  
Core walnut

#### Front versions

White lacquer  
Natural oak  
Core walnut  
High-gloss white lacquer  
High-gloss sand lacquer  
High-gloss grey lacquer  
High-gloss silk grey lacquer **NEW**

#### Versions of: side-panels; wooden shelves, partition, niche rear wall for side-panels; wall shelves, angled shelves

White lacquer  
Sand lacquer  
Grey lacquer  
Silk grey lacquer **NEW**  
Natural oak  
Core walnut

#### Knob versions

**Standard version**  
Stainless steel

#### optionally available in:

White lacquer  
Sand lacquer  
Grey lacquer  
Silk grey lacquer **NEW**  
Natural oak  
Core walnut

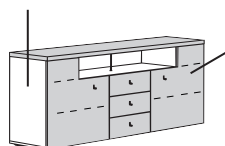
#### Open compartment versions

White lacquer	Natural oak
Sand lacquer	Core walnut
Grey lacquer	
Silk grey lacquer	<b>NEW</b>
Teal blue lacquer	<b>NEW</b>
Lemon lacquer	<b>NEW</b>
Old rose lacquer	<b>NEW</b>

Doors and drawers are supplied in a standard version with knobs of stainless steel. Knobs in one of the versions listed above are also possible as an alternative (without surcharge). Please state the required version clearly in the order!

#### Carcases, carcase accessories, pedestals

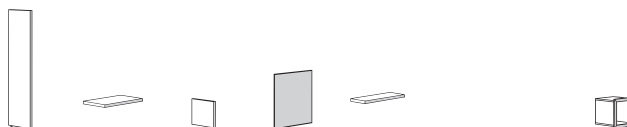
##### Carcase in carcase versions



Front in front versions

#### Side-panels; wooden shelves, partition, niche rear wall for side-panels; wall shelves, angled shelves

All units in the versions listed above



#### Open compartment

Open compartment in the versions listed above

#### Changing versions:

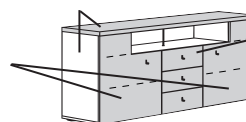
In now! time colour combinations within individual units are possible. In this case please state the versions clearly and separately in the order!  
**Please state all the versions clearly in the order!**

#### Example:

Doors in high-gloss white lacquer

Carcase and cover shelf in white lacquer

Drawers in core walnut



- **Please note:** Side-panel system, carcasses and low-boards cannot be fitted as room divider.
- **hülsta-SoftFlow:** All drawers with auto pull-in feature with brake as fully pull-out units
- **hülsta-MagicClose:** All wooden hinge-doors with hülsta-MagicClose (gentle closing)

- Since 1996, we are entitled to label all of our modular furniture and base frames with the strictly regulated "Blue Angel", which awards products that are low in emissions and especially environmentally friendly.



Please be sure to see the “now! general“ chapter on the following subjects:

- Important notes on including lighting
- Remote control set for LED lamps
- IR repeater set for lowboards
- Flatscreen TV sizes overview
- Flap hinge
- Wall units
- Maximum loads
- Quality of walls / assembly instructions

## Type list



● ● ● made in germany

## Planning notes

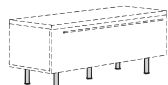
### Planning lowboards / sideboards / wall units

#### Planning step 1



##### Choice of type

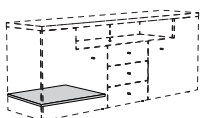
Please note:  
Please state all the versions clearly in the order  
(see here the information on the previous page).



##### Optional legs for low- and sideboards

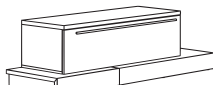
One set of 6 legs is required for sideboards and for 190 cm wide lowboards. One set of 2 legs and one set of 3 legs are required for 140 cm wide lowboards. When fitting the lowboards on pedestals: see here the sketches on the right!

#### Planning step 2

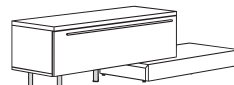


##### Choice of optional accessories

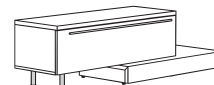
- such as:
- Fitted shelf for sideboard
  - Knobs in a different version



The lowboard stands completely on a pedestal = no legs are required.

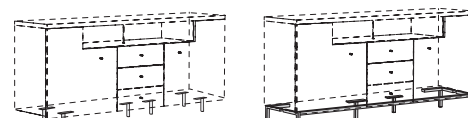


At least one third of the lowboard stands on a pedestal = one set of 3 legs is required for the 140 cm wide lowboard and two sets of 2 legs are required for the 190 cm wide lowboard



At least one half of the lowboard stands on a pedestal = one set of 2 legs is required for the 140 cm wide lowboard and one set of 3 legs is required for the 190 cm wide lowboard

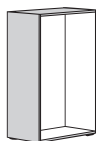
#### Planning step 3



##### Choice of optional legs / metal substructure

### Planning single units

#### Planning step 1



##### Choice of carcass in the required version

#### Planning step 2



##### Choice of interior fittings

in the required version  
such as:  
Fitted wooden shelves, fitted glass shelves, constructional shelves, accessories such as LED light strip

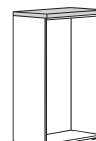
#### Planning step 3



##### Choice of front(s)

in the required version  
such as:  
Doors, drawers, open compartments, knobs in a different version


#### Planning step 4



##### Choice of cover shelf in the required version

### Planning side-panel combinations

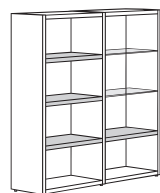
#### Planning step 1



##### Choice of side-panels

in the required number as well as in the required version and height

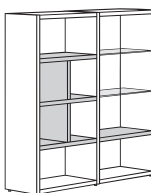
#### Planning step 2



##### Choice of shelves and niche rear walls in the required number as well as in the required version and width

Please note: Only fitted shelves of glass or wood can be fitted in combination with a niche rear wall.

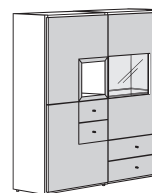
#### Planning step 3



##### Choice of optional partitions in the required version

Please note: Partitions can only be fitted on wooden shelves. Partitions are essential if sliding-doors are fitted in front of a 136.6 cm wide wooden shelf.

#### Planning step 4



##### Choice of front(s) in the required version

such as:  
Doors, sliding-doors, flaps, drawers, open compartments

Special combinations

Special combinations are arrangements that are reduced in price. This price advantage is only available when the arrangement is ordered exactly as described. The special combinations can be enhanced by including accessories. These are charged extra.

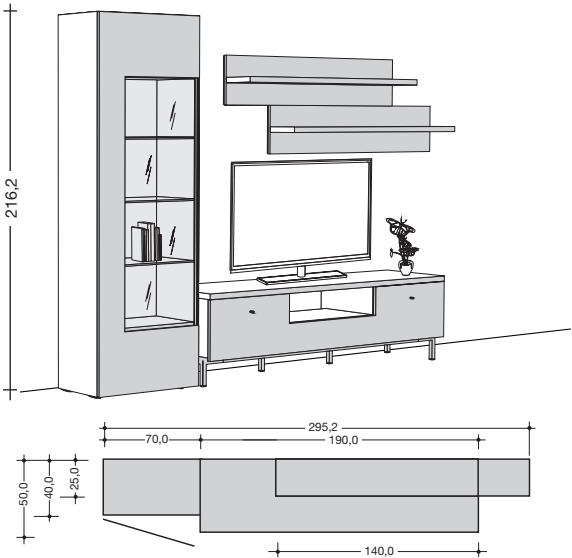
ADVANTAGE!

Special combination

Recommended accessories

Article	Order no.		RRP *
3x LED light panel	40610	3x	163,-
2x LED lamp for angled shelves	40510	2x	81,-

Information on the energy class:  
see the description of the individual units!



NEW

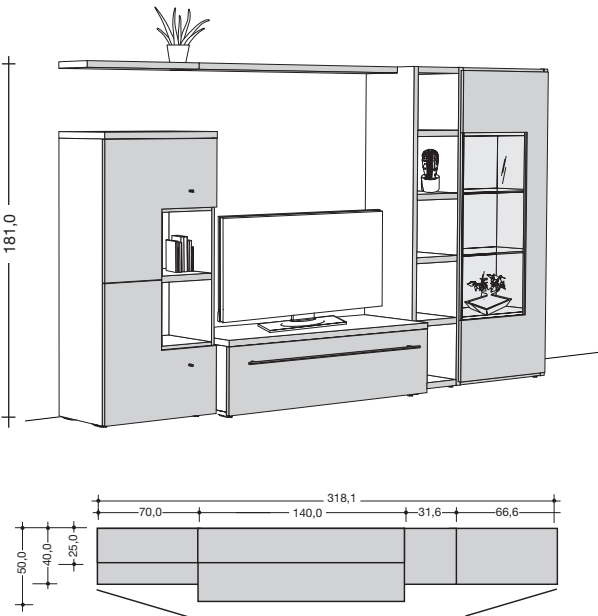
Article	Special combination
Order no.	990008 (as illustrated) / 991008 (vice versa)
RRP *	2.965,-

Special combination

Recommended accessories

Article	Order no.		RRP *
2x LED light panel	40610	2x	163,-

Information on the energy class:  
see the description of the individual units!



NEW

Article	Special combination
Order no.	990009 (as illustrated) / 991009 (vice versa)
RRP *	3.542,-

Special combinations

Special combinations are arrangements that are reduced in price. This price advantage is only available when the arrangement is ordered exactly as described. The special combinations can be enhanced by including accessories. These are charged extra.

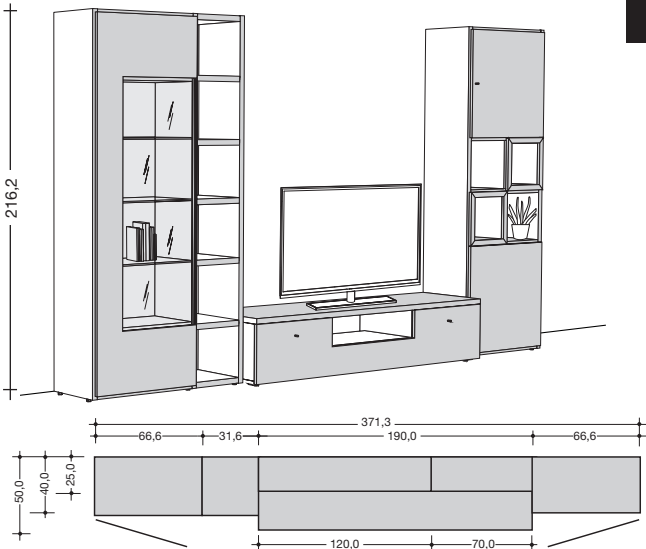
ADVANTAGE!

Special combination

Recommended accessories

Article	Order no.	RRP *
3x LED light panel	40610	3x 163,-

Information on the energy class:  
see the description of the individual units!

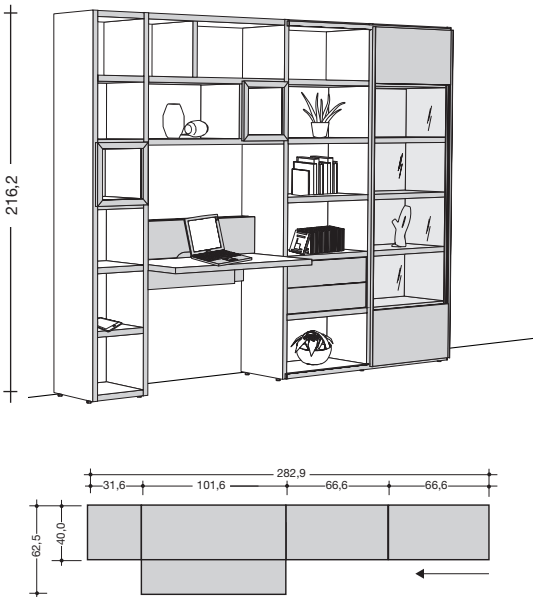


Article	Special combination
Order no.	990010 (as illustrated) / 991010 (vice versa)
RRP *	4.613,-

Special combination

Recommended accessories

Article	Order no.	RRP *
1x Socket incl. USB connection	400	46,-
1x Revolving chair	7792	493,-



Article	Special combination
Order no.	990011 (as illustrated) / 991011 (vice versa)
RRP *	4.860,-

Special combinations

Special combinations are arrangements that are reduced in price. This price advantage is only available when the arrangement is ordered exactly as described. The special combinations can be enhanced by including accessories. These are charged extra.

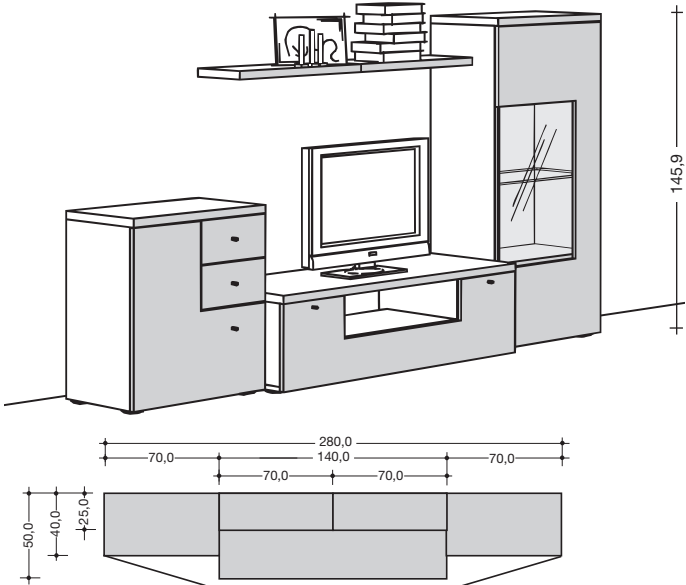
ADVANTAGE!

Special combination

Recommended accessories

Article	Order no.	RRP *
1x LED light panel	40610	163,-
1x LED glass rim lamp	40810	140,-

Information on the energy class:  
see the description of the individual units!



Please note:  
Lowboard without drawer

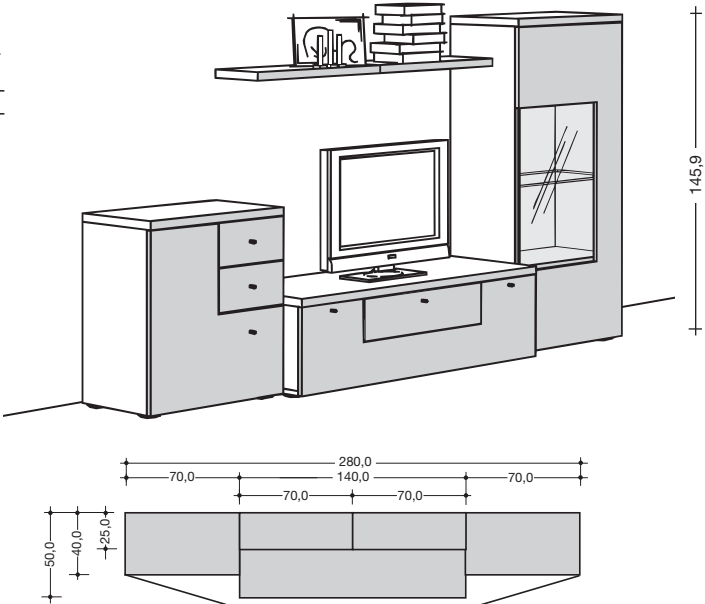
Article	Special combination
Order no.	990006 (as illustrated) / 991006 (vice versa)
RRP *	2.827,-

Special combination

Recommended accessories

Article	Order no.	RRP *
1x LED light panel	40610	163,-
1x LED glass rim lamp	40810	140,-

Information on the energy class:  
see the description of the individual units!



Please note:  
Lowboard with drawer

Article	Special combination
Order no.	992006 (as illustrated) / 993006 (vice versa)
RRP *	2.994,-

Special combinations

Special combinations are arrangements that are reduced in price. This price advantage is only available when the arrangement is ordered exactly as described. The special combinations can be enhanced by including accessories. These are charged extra.

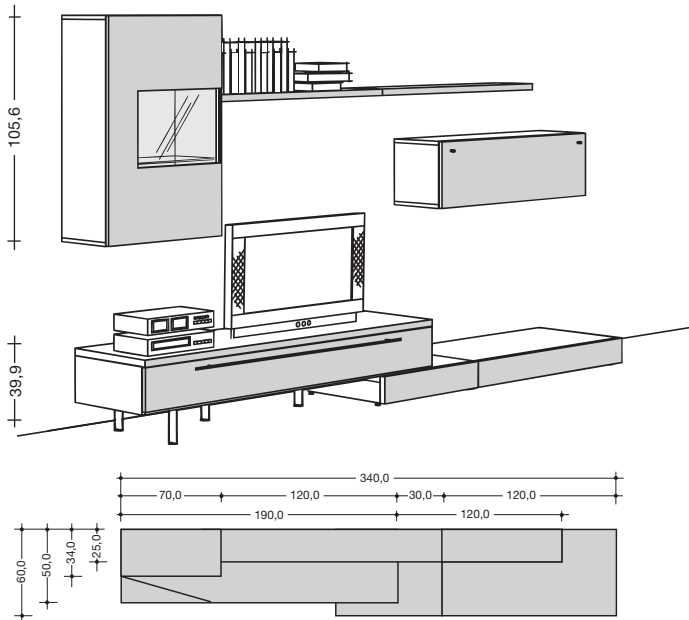
ADVANTAGE!

Special combination

Recommended accessories

Article	Order no.	RRP *
1x LED light panel	40610	163,-

Information on the energy class:  
see the description of the individual units!



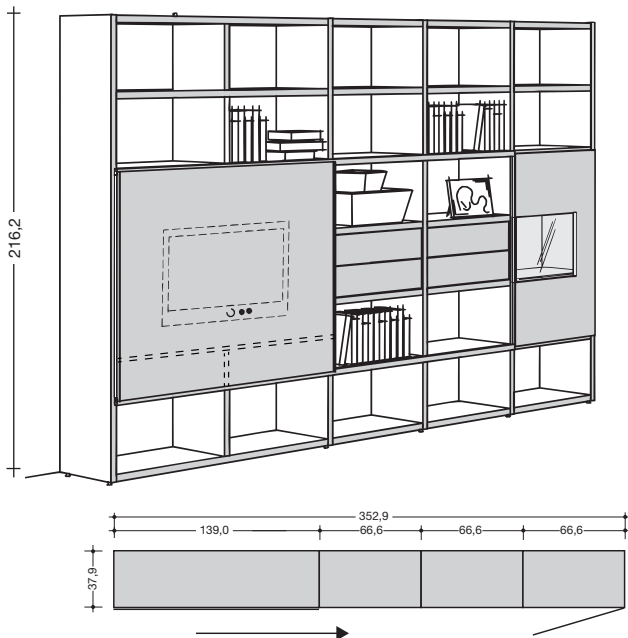
Article	Special combination
Order no.	990005 (as illustrated) / 991005 (vice versa)
RRP *	2.994,-

Special combination

Recommended accessories

Article	Order no.	RRP *
1x LED light panel	40610	163,-

Information on the energy class:  
see the description of the individual units!



Article	Special combination
Order no.	990013 (as illustrated) / 991013 (vice versa)
RRP *	4.613,-

Suggested combinations

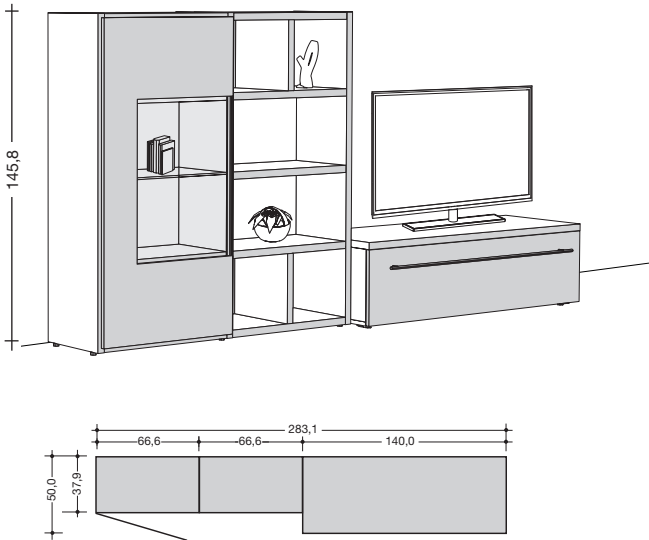
As an alternative to planning an individual unit from the complete range there is the possibility of choosing from specially suggested combinations. This eases planning. Incorporating accessories can enhance the suggested combinations. These are charged extra.

Suggested combination

Recommended accessories

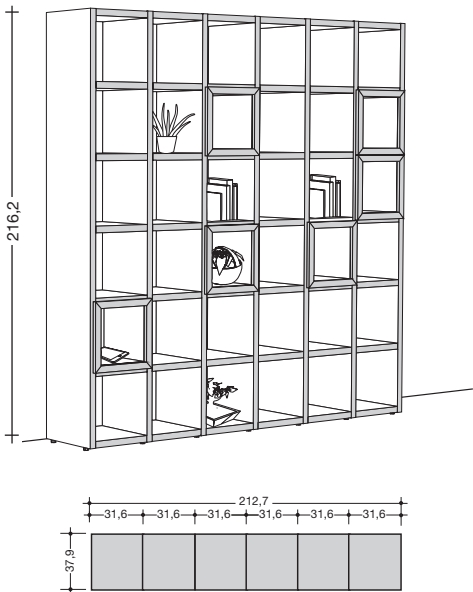
Article	Order no.	RRP *
2x Open compartment	4423	361,-
2x Drawers 2R	4152	272,-
1x LED glass rim lamp	40810	140,-

Information on the energy class:  
see the description of the individual units!



Article	Suggested combination
Order no.	980007 (as illustrated) / 981007 (vice versa)
RRP *	2.711,-

Suggested combination



Article	Suggested combination
Order no.	980008 (as illustrated) / 981008 (vice versa)
RRP *	5.049,-

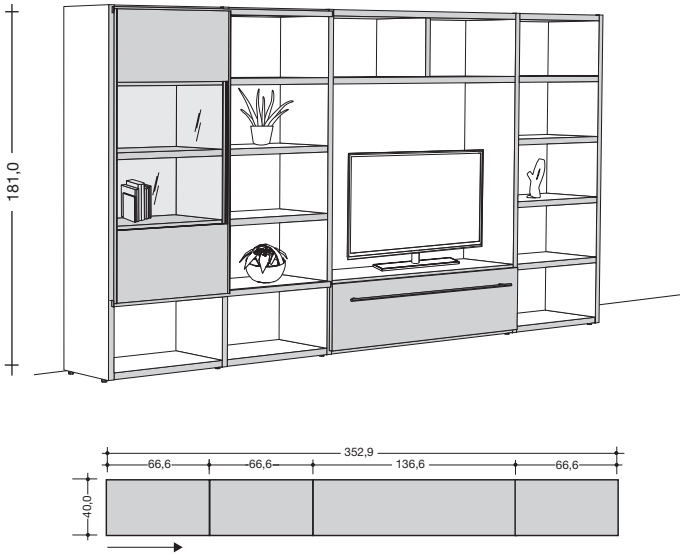
Suggested combinations

As an alternative to planning an individual unit from the complete range there is the possibility of choosing from specially suggested combinations. This eases planning. Incorporating accessories can enhance the suggested combinations. These are charged extra.

Suggested combination

Recommended accessories

Article	Order no.	RRP *
1x Niche rear wall 8R	4478	143,-



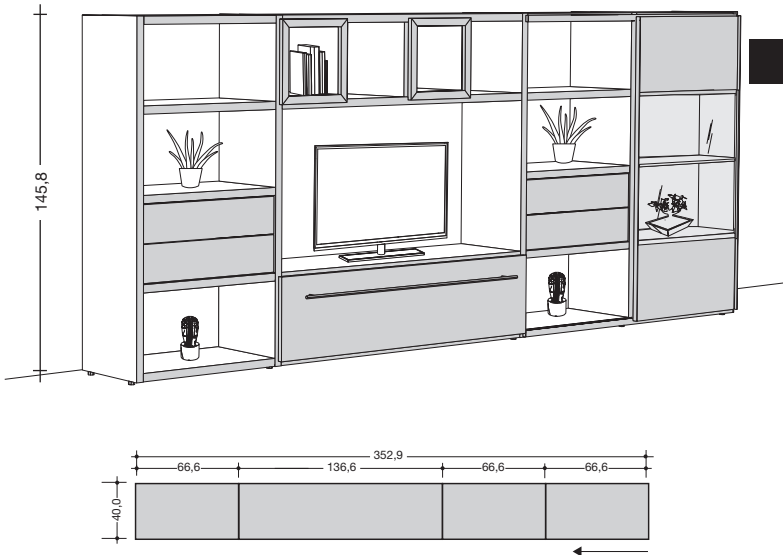
Article	Suggested combination
Order no.	980009 (as illustrated) / 981009 (vice versa)
RRP *	3.527,-

Suggested combination

Recommended accessories

Article	Order no.	RRP *
1x LED glass rim lamp	40810	140,-

Information on the energy class:  
see the description of the individual units!



Article	Suggested combination
Order no.	980010 (as illustrated) / 981010 (vice versa)
RRP *	5.000,-

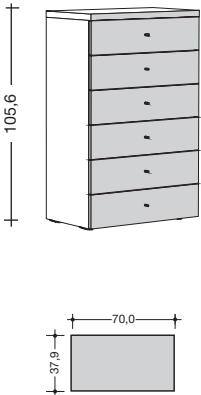


Suggested combinations

As an alternative to planning an individual unit from the complete range there is the possibility of choosing from specially suggested combinations. This eases planning. Incorporating accessories can enhance the suggested combinations. These are charged extra.

Suggested combination

NEW



Article	Suggested combination
Order no.	980011
RRP *	1.155,-

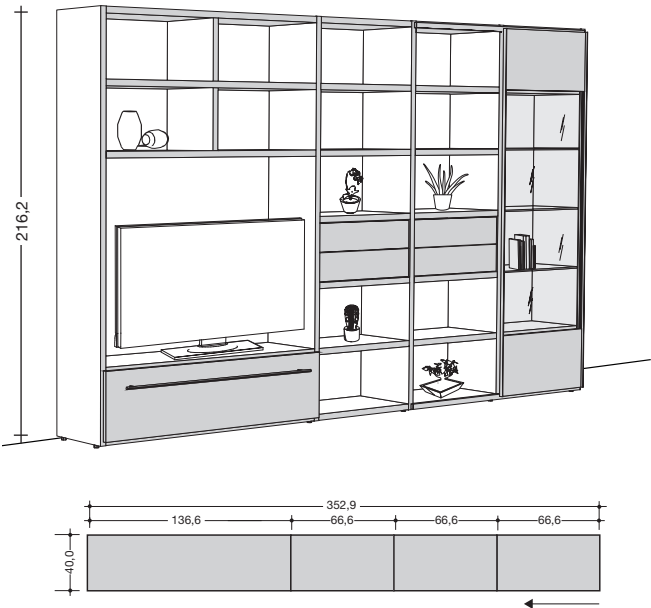
Suggested combination

Recommended accessories

Article	Order no.		RRP *
3x LED glass rim lamp	40810	3x	140,-

Information on the energy class:  
see the description of the individual units!

NEW



Article	Suggested combination
Order no.	980012 (as illustrated) / 981012 (vice versa)
RRP *	4.829,-

Suggested combinations

As an alternative to planning an individual unit from the complete range there is the possibility of choosing from specially suggested combinations. This eases planning. Incorporating accessories can enhance the suggested combinations. These are charged extra.

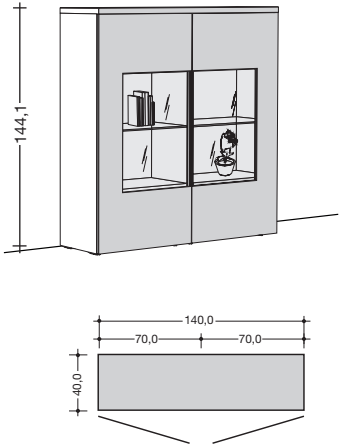
Suggested combination

Recommended accessories

Article	Order no.	RRP *
2x LED glass rim lamp	40810	2x 140,-

NEW

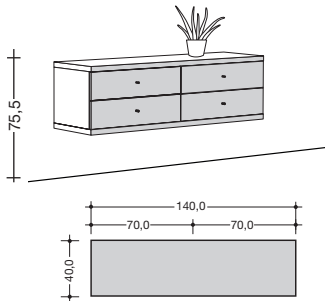
Information on the energy class:  
see the description of the individual units!



Article	Suggested combination
Order no.	980014
RRP *	2.111,-

Suggested combination

NEW

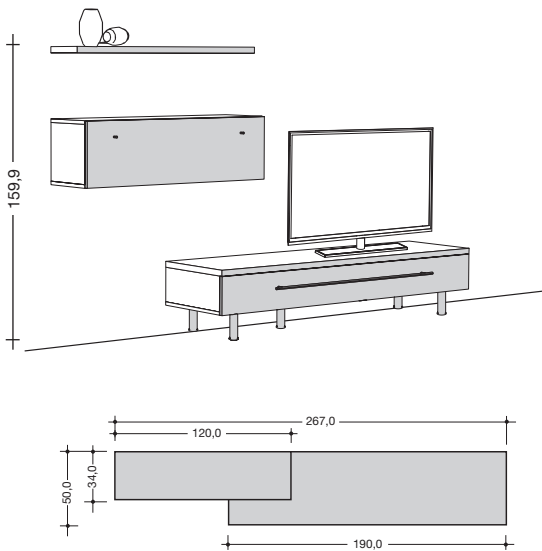


Article	Suggested combination
Order no.	980015
RRP *	1.315,-

Suggested combinations

As an alternative to planning an individual unit from the complete range there is the possibility of choosing from specially suggested combinations. This eases planning. Incorporating accessories can enhance the suggested combinations. These are charged extra.

Suggested combination



NEW

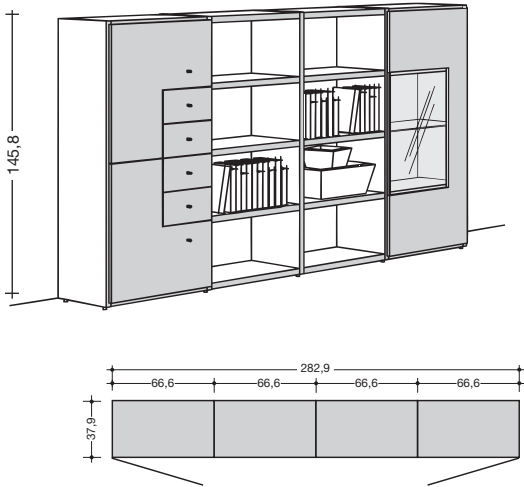
Article	Suggested combination
Order no.	980016 (as illustrated) / 981016 (vice versa)
RRP *	1.783,-

Suggested combination

Recommended accessories

Article	Order no.	RRP *
1x LED glass rim lamp	40810	140,-

Information on the energy class:  
see the description of the individual units!

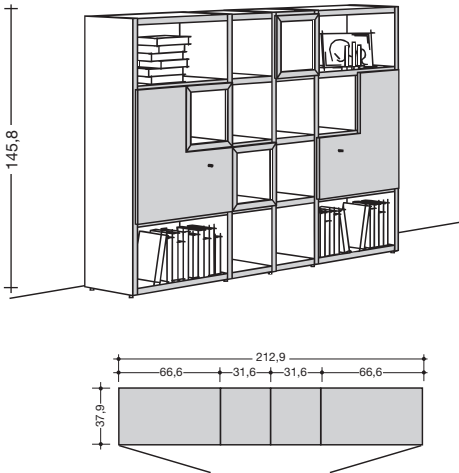


Article	Suggested combination
Order no.	980004 (as illustrated) / 981004 (vice versa)
RRP *	3.739,-

Suggested combinations

As an alternative to planning an individual unit from the complete range there is the possibility of choosing from specially suggested combinations. This eases planning. Incorporating accessories can enhance the suggested combinations. These are charged extra.

Suggested combination

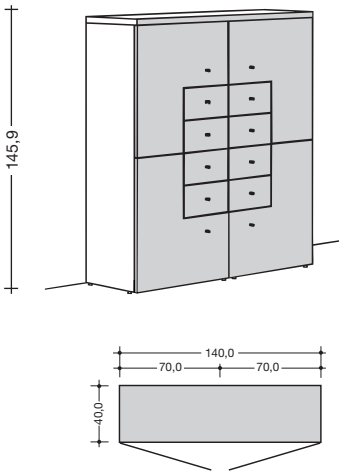


Article	Suggested combination
Order no.	980005 (as illustrated) / 981005 (vice versa)
RRP *	3.278,-

Suggested combination

Recommended accessories

Article	Order no.	RRP *
1x Wall shelf 120	4372	163,-



Article	Suggested combination
Order no.	980006
RRP *	2.965,-

Suggested combinations

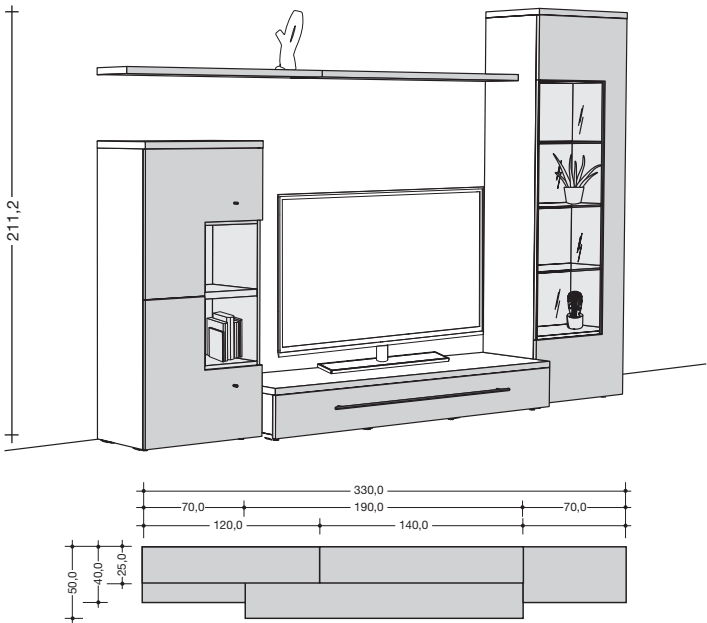
As an alternative to planning an individual unit from the complete range there is the possibility of choosing from specially suggested combinations. This eases planning. Incorporating accessories can enhance the suggested combinations. These are charged extra.

Suggested combination

Recommended accessories

Article	Order no.		RRP *
3x LED glass rim lamp	40810	3x	140,-

Information on the energy class:  
see the description of the individual units!



Article	Suggested combination
Order no.	980017 (as illustrated) / 981017 (vice versa)
RRP *	3.495,-

## Possible arrangements



**Carcases**

35.2/70.4/105.6/140.8 cm  
high (37.0/72.2/107.4/  
142.6 cm high incl. 1.8 cm  
high legs)

Cover shelves for carcasses up to 10R height are absolutely essential and must be ordered separately!  
Cannot be fitted between side-panels. 8 to 12 Raster carcasses cannot be used as wall unit.

Cannot be used  
as open unit



Article	Carcase 2R	Carcase 2R	Carcase 4R	
H x W x D in cm	35.2 x 50 x 37.9	35.2 x 70 x 37.9	70.4 x 70 x 37.9	
Order no.	<b>4052</b>	<b>4072</b>	<b>4074</b>	
RRP *	163,-	163,-	229,-	

**Cover shelves**

Can be fitted as upper and lower cover shelf or as a plinth shelf.  
In 140 to 210 cm width fittable as full-length cover/plinth shelf.

**NEW**

Article	Cover shelf	Cover shelf	Cover shelf	
H x W x D in cm	3.3 x 50 x 40	3.3 x 70 x 40	3.3 x 120 x 40	
Order no.	<b>4050</b>	<b>4070</b>	<b>4001</b>	
RRP *	101,-	101,-	163,-	

**Drawers, flap  
for carcasses**

Drawers and flap cannot be fitted in 32 cm deep wall units.

Can be fitted in combina-  
tion with constructional  
shelf



Article	Drawer 1R	Drawer 1R	Drawer 1R	
H x W x D in cm	17.6 x 35 x 40	17.6 x 50 x 40	17.6 x 70 x 40	
Order no.	<b>4130</b>	<b>4150</b>	<b>4170</b>	
RRP *	110,-	133,-	133,-	

**Doors  
for carcasses**

Door with clear glass panel

Door with clear glass panel



Article	Door 4R	Door 4R	Door 6R	Door 6R	
H x W x D in cm	70.1 x 69.7 x 2	70.1 x 69.7 x 2	105.3 x 69.7 x 2	105.3 x 69.7 x 2	
Order no.	<b>42741 L / 42742 R</b>	<b>43741 L (as ill.) / 43742 R (v.v.)</b>	<b>42761 L / 42762 R</b>	<b>43761 L (as ill.) / 43762 R (v.v.)</b>	
RRP *	125,-	420,-	190,-	453,-	

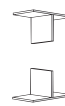
**Carcase  
accessories**

Clear glass

Constructional shelf  
with partition

Necessary for wall  
assembly of **50 cm**  
wide 2 Raster carcass

Necessary for wall  
assembly of **70 cm**  
wide 2, 4 and 6 Raster  
carcasses




Article	Wooden shelf	Wooden shelf	Glass shelf	Constructional shelf	Wall bracket	Wall bracket
H x W x D in cm	2.0 x 66.6 x 35.9	2.0 x 116.6 x 35.9	0.6 x 66.6 x 34.8	35.0 x 66.6 x 35.9		
Order no.	<b>4060</b>	<b>4020</b>	<b>40800</b>	<b>4064</b>	<b>40050</b>	<b>40000</b>
RRP *	49,-	81,-	38,-	101,-	26,-	26,-

\* All prices stated are  
recommended retail prices.

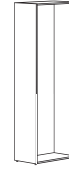
L/R = Door hinge left/right

E 0023 now! time 12. 2016

Cover shelves for carcasses up to 10R height are absolutely essential and must be ordered separately!  
Cannot be fitted between side-panels. 8 to 12 Raster carcasses cannot be used as wall unit.



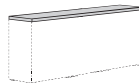
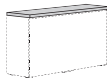
NEW



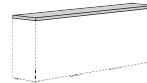
NEW

Carcase 6R	Carcase 8R	Carcase 10R	Carcase 12R
105.6 x 70 x 37.9	140.8 x 70 x 37.9	176 x 70 x 37.9	211.2 x 70 x 37.9
<b>4076</b>	<b>4078</b>	<b>40701</b>	<b>40702</b>
239,-	311,-	377,-	443,-

Can be fitted as upper and lower cover shelf or as a plinth shelf.  
In 140 to 210 cm width fittable as full-length cover/plinth shelf.



NEW



Cover shelf	Cover shelf	Cover shelf
3.3 x 140 x 40	3.3 x 190 x 40	3.3 x 210 x 40
<b>4041</b>	<b>4009</b>	<b>4021</b>
196,-	262,-	288,-

Drawers and flap cannot be fitted in 32 cm deep wall units.

Can be fitted in combination with constructional shelf



NEW

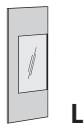
Drawers 2R	Drawers 2R	Drawers 2R	Flap 2R
35.2 x 35 x 40	35.2 x 50 x 40	35.2 x 70 x 40	35.2 x 70 x 2
<b>4132</b>	<b>4152</b>	<b>4172</b>	<b>4574</b>
222,-	272,-	272,-	163,-

Door with clear glass panel

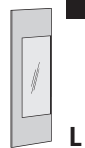
Door with clear glass panel

Door with clear glass panel

Can be fitted in combination with constructional shelf

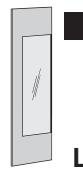


L



L

NEW



L

NEW



Door 8R	Door 10R	Door 12R	Angled door 4R	Angled door 4R
140.5 x 69.7 x 2	175.7 x 69.7 x 2	210.9 x 69.7 x 2	70.1 x 69.7 x 2	70.1 x 69.7 x 2
<b>43781 L (as ill.) / 43782 R (v.v.)</b>	<b>43701 L (as ill.) / 43702 R (v.v.)</b>	<b>43721 L (as ill.) / 43722 R (v.v.)</b>	<b>4284</b>	<b>4285</b>
509,-	559,-	608,-	163,-	163,-

## Lamps, open compartment

LED light panel; fitted under glass shelves in 4 to 12 Raster carcasses; incl. footswitch and preliminary transformer

LED glass rim lamp; incl. footswitch and preliminary transformer

Can be fitted in combination with constructional shelf; cannot be fitted in 32 cm deep wall units

This luminaire contains built-in LED lamps of the energy classes A++ to A.  
The lamps cannot be changed in the luminaire. 12 V

Remote control for LED lamps: type 3333

97,-



5.1 W



2.9 W

Article	LED light panel	LED glass rim lamp
H x W x D in cm	1.9 x 66.6 x 3.0	2.9 x 66.4 x 1.4
Order no.	<b>40610</b>	<b>40810</b>
RRP *	163,-	140,-



Open compartment
34.7 x 34.7 x 37.3
<b>4423</b>
361,-



## Side-panels, side-panel accessories

Heights incl. 1.5 cm high plinth adjusters



Article	Outer side-panel 8R	Centre side-panel 8R	Outer side-panel 10R	Centre side-panel 10R	Outer side-panel 12R	Centre side-panel 12R
H x W x D in cm	145.8 x 3.3 x 37.9	145.8 x 3.3 x 37.9	181 x 3.3 x 37.9	181 x 3.3 x 37.9	216.2 x 3.3 x 37.9	216.2 x 3.3 x 37.9
Order no.	<b>4418</b>	<b>4448</b>	<b>4410</b>	<b>4440</b>	<b>4411</b>	<b>4441</b>
RRP *	135,-	135,-	145,-	145,-	155,-	155,-

## Drawers, flaps, sliding-doors for side-panels

Can only be fitted between 2 shelves

Drawers with hülsta-Push-to-open

Behind the 139.7 cm wide flap 2R a partition must be fitted down to the bottom shelf.



Article	Drawer 1R	Drawers 2R	Flap 2R	Flap 2R
H x W x D in cm	16 x 66.6 x 38	32 x 66.6 x 38	34.9 x 69.7 x 2	34.9 x 139.7 x 2
Order no.	<b>4470</b>	<b>4472</b>	<b>4574</b>	<b>4533</b>
RRP *	190,-	371,-	163,-	246,-

## Drawers, open compartment for side-panels

Drawers cannot be fitted in 32 cm deep wall units.

Can be fitted in combination with partition



Article	Drawer 1R	Drawer 1R	Drawer 1R
H x W x D in cm	17.6 x 35 x 40	17.6 x 50 x 40	17.6 x 70 x 40
Order no.	<b>4130</b>	<b>4150</b>	<b>4170</b>
RRP *	110,-	133,-	133,-

## Doors for side-panels

Door with clear glass panel

Door with clear glass panel

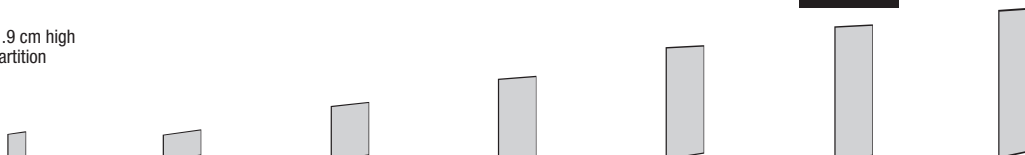


Article	Door 4R	Door 4R	Door 6R	Door 6R
H x W x D in cm	70.1 x 69.7 x 2	70.1 x 69.7 x 2	105.3 x 69.7 x 2	105.3 x 69.7 x 2
Order no.	<b>42741 L / 42742 R</b>	<b>43741 L (as ill.) / 43742 R (v.v.)</b>	<b>42761 L / 42762 R</b>	<b>43761 L (as ill.) / 43762 R (v.v.)</b>
RRP *	125,-	420,-	190,-	453,-

## Niche rear walls

for 31.9 cm high partition

**NEW**



Article	Rear wall 2R	Rear wall 2R	Rear wall 4R	Rear wall 6R	Rear wall 8R	Rear wall 10R	Rear wall 12R
H x W x D in cm	31.5 x 31.2 x 1.1	31.5 x 66.2 x 1.1	66.7 x 66.2 x 1.1	101.9 x 66.2 x 1.1	137.1 x 66.2 x 1.1	172.3 x 66.2 x 1.1	207.5 x 66.2 x 1.1
Order no.	<b>4483</b>	<b>4482</b>	<b>4474</b>	<b>4476</b>	<b>4478</b>	<b>4473</b>	<b>4471</b>
RRP *	64,-	81,-	101,-	125,-	143,-	162,-	180,-

\* All prices stated are recommended retail prices.

L/R = Door hinge left/right

E 0023 now! time 12. 2016










Please note: From a load of 15 kg partitions must be fitted down to the bottom shelf with 136.6 cm wide wooden shelves; incl. wall bracket

Can only be fitted in front of niche rear wall

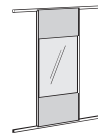
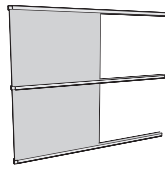
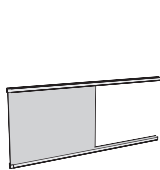
Under the sliding-door partitions must be fitted down to the bottom shelf with 136.6 cm wide wooden shelves.

NEW

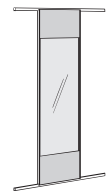
Clear glass

								
Wooden shelf 3.3 x 31.6 x 37.9	Wooden shelf 3.3 x 46.6 x 37.9	Wooden shelf 3.3 x 66.6 x 37.9	Wooden shelf 3.3 x 101.6 x 37.9	Wooden shelf 3.3 x 136.6 x 37.9	Wooden shelf 3.3 x 66.6 x 35.3	Glass shelf 0.6 x 66.6 x 34.8	Partition 15.9 x 3.3 x 37.9	Partition 31.9 x 3.3 x 37.9
<b>4463</b>	<b>4465</b>	<b>4464</b>	<b>4466</b>	<b>4461</b>	<b>4460</b>	<b>40800</b>	<b>4452</b>	<b>4402</b>
43,-	49,-	63,-	91,-	107,-	63,-	38,-	53,-	64,-

Sliding-doors incl. rails; under the sliding-doors partitions must be fitted down to the bottom shelf with 136.6 cm wide wooden shelves.  
Min. space required to be able to fit the sliding-doors: 283 cm (for the 6R sliding-doors) or 143.1 cm (for the 8R and 12R sliding-door).



Sliding-doors  
with clear glass  
panel



Sliding-door 6R 105.8 x 139 x 2	2 sliding-doors 6R 214.2 x 139 x 2	Sliding-door 8R 140.4 x 69 x 2	Sliding-door 12R 210.8 x 69 x 2
<b>4386</b>	<b>43813</b>	<b>4388</b>	<b>4381</b>
832,-	1.663,-	872,-	954,-

Drawers cannot be fitted in 32 cm deep wall units.

Can be fitted in combina-  
tion with partition



Drawers 2R 35.2 x 35 x 40	Drawers 2R 35.2 x 50 x 40	Drawers 2R 35.2 x 70 x 40	Open compartment 34.7 x 34.7 x 37.3
<b>4132</b>	<b>4152</b>	<b>4172</b>	<b>4423</b>
222,-	272,-	272,-	361,-

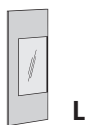
Can be fitted in combination  
with shelves and partition if  
required; cannot be fitted in  
32 cm deep wall units

Door with clear glass panel

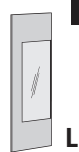
Door with clear glass panel

Door with clear glass panel

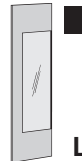
Can be fitted in combination with partition



L



L



L



Door 8R 140.5 x 69.7 x 2 <b>43781 L (as ill.) / 43782 R (v.v.)</b>	Door 10R 175.7 x 69.7 x 2 <b>43701 L (as ill.) / 43702 R (v.v.)</b>	Door 12R 210.9 x 69.7 x 2 <b>43721 L (as ill.) / 43722 R (v.v.)</b>	Angled door 4R 70.1 x 69.7 x 2 <b>4284</b>	Angled door 4R 70.1 x 69.7 x 2 <b>4285</b>
509,-	559,-	608,-	163,-	163,-

**Lamps, desk/  
working place**

LED glass rim lamp; fitted between side-panels with fitted glass shelves; incl. footswitch and preliminary transformer.

Desk/working place for assembly between side-panels; incl. swing-up flap and integrated compartment for cable management

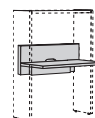
Multiple socket consisting of one standard socket and one double USB socket; for assembly in compartment of desk/working place

**Remote control**  
for LED lamps:  
type **3333**

97,-

This luminaire contains built-in LED lamps of the energy classes A++ to A.  
The lamps cannot be changed in the luminaire. 12 V

 2.9 W



Article	LED glass rim lamp	Desk/working place	Multiple socket
H x W x D in cm	2.9 x 66.4 x 1.4	39.9 x 101.5 x 62.5	11 x 20 x 9
Order no.	<b>40810</b>	<b>4100</b>	<b>400</b>
RRP *	140,-	575,-	46,-

Cover shelves for assembly units are absolutely essential and must be ordered separately!

## Assembly units

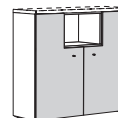
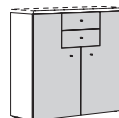
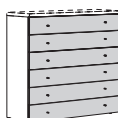
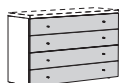
4 drawers

6 drawers

2 angled doors; 2 drawers

2 angled doors; 1 open compartment

NEW



Article	Assembly unit 4R	Assembly unit 6R	Assembly unit 6R	Assembly unit 6R
H x W x D in cm	70.4 x 120 x 40	105.6 x 120 x 40	105.6 x 120 x 40	105.6 x 120 x 40
Order no.	4224	4226	4566	4576
RRP *	855,-	1.135,-	1.020,-	756,-

## Wall units, accessories for wall units

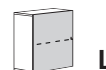
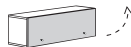
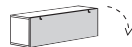
1 flap;  
flap hinge at bottom

1 flap;  
flap hinge at top

1 flap;  
flap hinge at bottom

1 flap;  
flap hinge at top

1 door with 1 wooden shelf



Article	Wall unit 2R	Wall unit 2R	Wall unit 2R	Wall unit 2R	Wall unit 4R
H x W x D in cm	35.2 x 70 x 34	35.2 x 70 x 34	35.2 x 120 x 34	35.2 x 120 x 34	70.4 x 70 x 34
Order no.	45708	45709	45718	45719	42841 L / 42842 R
RRP *	361,-	361,-	526,-	526,-	443,-

## Lowboards

Lowboards also fittable optionally on pedestals, legs or metal substructure.  
Please be sure to observe the notes on the introductory page in this respect!

38.6/24.7 cm high  
(40.4/26.5 cm high  
incl. 1.8 cm high legs)

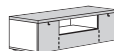
1 flap

1 flap, 1 open compartment

1 flap, 1 drawer

Usable inside dims. of centre (or outer) compartments (without drawer):  
height top/bottom: 17.4/14.0 (or 33.4) cm;  
width: 69.4 (or 31.5) cm; depth: 45.8 cm

IR repeater set  
for lowboards:  
type 7777 130,-



Article	Lowboard	Lowboard	Lowboard
H x W x D in cm	38.6 x 140 x 50	38.6 x 140 x 50	38.6 x 140 x 50
Order no.	4530	4536	4538
RRP *	822,-	872,-	1.070,-

## Pedestals, legs, metal substructure for lowboards

Optional pedestals for lowboard

Optional legs of stainless steel for lowboard; one set of 2 legs and one set of 3 legs are required for the 140 cm wide lowboards, one set of 6 legs is required for the 190 cm wide lowboard.  
When fitting lowboards on pedestals: see here the notes on the introductory page!



Set of 2



Article	Pedestal	Pedestal	Legs for lowboard
H x W x D in cm	15 x 70 x 60	15 x 120 x 60	15.2 cm high; Ø 4 cm
Order no.	4071	4011	45200
RRP *	272,-	387,-	99,-

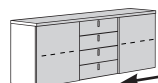
## Sideboards, legs, metal substructure for sideboards

Sideboards also fittable optionally on legs or metal substructure.

2 doors; 1 open compartment, 3 drawers

2 sliding-doors; 4 drawers

73.7 cm high  
(75.5 cm high incl.  
1.8 cm high legs)



Article	Sideboard	Sideboard	Fitted wooden shelf for sideboard
H x W x D in cm	73.7 x 190 x 45	73.7 x 210 x 45	2.0 x 66.6 x 40.0
Order no.	4330	4340	4360
RRP *	1.762,-	2.075,-	49,-

\* All prices stated are recommended retail prices.

L/R = Door hinge left/right

E 0023 now! time 12. 2016

## High-gloss care set

Polish, polishing sponge and polishing cloth (incl. instructions) for protecting and maintaining the high-gloss surfaces

High-gloss care set
<b>4444</b>
46,-

## Type list



● ● ● made in germany

### Wall shelves, angled shelves, lamps for angled shelves

	NEW		NEW		NEW		NEW		NEW	
Article	Wall shelf	Wall shelf	Wall shelf	Angled shelf	Angled shelf	Lamps angled shelf	Lamps angled shelf			
H x W x D in cm	3.3 x 70 x 25	3.3 x 120 x 25	3.3 x 140 x 25	30 x 120 x 25	30 x 140 x 25	for 120 cm width	for 140 cm width			
Order no.	<b>4370</b>	<b>4372</b>	<b>4374</b>	<b>4383</b>	<b>4384</b>	<b>40410</b>	<b>40510</b>			
RRP *	137,-	163,-	180,-	213,-	229,-	81,-	81,-			

1 door with clear glass panel  
and with 1 fitted glass shelf



1 door with 1 wooden shelf



1 door with clear glass panel  
and with 2 fitted glass shelves




	Wall unit 4R	Wall unit 6R	Wall unit 6R	Wooden shelf	Glass shelf
	70.4 x 70 x 34	105.6 x 70 x 34	105.6 x 70 x 34	2.0 x 66.6 x 28	0.6 x 66.6 x 28
	<b>43841 L (as ill.) / 43842 R (v.v.)</b>	<b>42861 L / 42862 R</b>	<b>43861 L (as ill.) / 43862 R (v.v.)</b>	<b>4160</b>	<b>41800</b>
	723,-	552,-	839,-	49,-	38,-

Lowboards also fittable optionally on pedestals, legs or metal substructure.  
**Please be sure to observe the notes on the introductory page in this respect!**

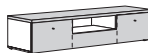
1 flap

Usable inside dims. per compartment:  
height: 19.5 cm; width: 61.0 cm; depth: 45.8 cm



1 flap, 1 open compartment

Usable inside dims. of centre (or outer) compartments (without drawer):  
height top/bottom: 17.4/14.0 (or 33.4) cm;  
width: 69.4 (or 56.5) cm; depth: 45.8 cm



1 flap, 1 drawer



	Lowboard	Lowboard	Lowboard
	24.7 x 190 x 50	38.6 x 190 x 50	38.6 x 190 x 50
	<b>4510</b>	<b>4539</b>	<b>4540</b>
	799,-	1.152,-	1.317,-

Optional legs of stainless steel for lowboard; one set of 2 legs and one set of 3 legs are required for the 140 cm wide lowboards, one set of 6 legs is required for the 190 cm wide lowboard. When fitting lowboards on pedestals: see here the notes on the introductory page!

Optional metal substructure in stainless steel look for lowboard

Set of 3



Set of 6



NEW



NEW



	Legs for lowboard	Legs for lowboard	Metal substructure for lowboard	Metal substructure for lowboard
	15.2 cm high; Ø 4 cm	15.2 cm high; Ø 4 cm	15 x 138 x 50	15 x 188 x 50
	<b>43200</b>	<b>46200</b>	<b>44140</b>	<b>44190</b>
	148,-	295,-	262,-	295,-

Optional legs of stainless steel for sideboard

Optional metal substructure in stainless steel look for sideboard

Set of 6



NEW



NEW



	Legs for sideboard	Metal substructure for sideboard	Metal substructure for sideboard
	15.2 cm high; Ø 4 cm	15 x 188 x 45	15 x 208 x 45
	<b>46200</b>	<b>45190</b>	<b>45210</b>
	295,-	295,-	328,-

## Possible arrangements



Please superimpose unlined paper and write firmly. In order to avoid slipping, use two paper clips or fold the edge of the drawing sheet.

Checklist

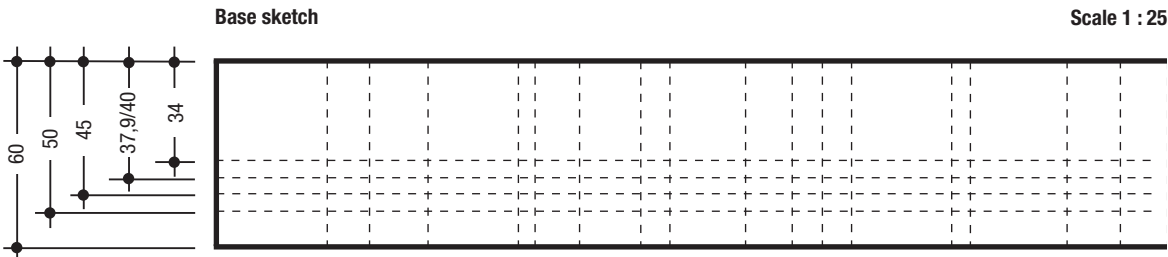
- 1.) Do the **sketch** and the **order** match? Do the **dimensions** and the **sketch** match the type number? Are all **type numbers** correctly stated in the sketch?  
Can one see the position of **door hinges**?
- 2.) Are all **type numbers** correct? Have you perhaps confused **price and type numbers**?
- 3.) In combinations of **wooden, lacquer and high-gloss lacquer versions**: is it clear which units are to be delivered in which version?
- 4.) Is it clear whether the types ordered are to be employed as **wall units** or as **plinth units**?
- 5.) Are all **accessories** such as lamps etc. included in the sketch?
- 6.) Is this an **additional order**? If so, when was the **original order**? If possible, include a sketch on which the existing and new units are clearly marked.

Please also remember the planning notes on the introductory pages!

Note on calculating widths for side-panel combinations:

The width table states all widths up to 315 cm (wider widths always in steps of 35 cm). This width is calculated from a side-panel + shelf. To determine the total width, 3.3 cm must be added for the end side-panel!

Dims. in cm	35	50	70	100	105	120	140	150	175	190	200	210	245	250	280	300	315
Side-panel (incl. 1.5 cm high legs) 216,2																	
Carcase 211,2																	
Side-panel (incl. 1.5 cm high legs) 181,0																	
Carcase 176,0																	
Side-panel (incl. 1.5 cm high legs) 145,8																	
Carcase 140,8																	
Carcase 105,6																	
Sideboards 73,7																	
Carcase 70,4																	
Lowboards 38,6																	
Carcase 35,2																	
Lowboard 24,7																	
Legs 1,8																	



**Important note!**  
Please do not forget to include the following details with each order. This avoids time-consuming correspondence and unnecessary delays in delivery.

Version(s)	Customer	Date	Commission
------------	----------	------	------------